



- Home for:
- Doctor Ben's Scale Consortium
 - Scale Model Masterpieces/Thomas A. Yorke Ent.
 - Jordan Highway Miniatures HO/HOn3 Vehicles
 - Smoky Mountain Model Building
 - Sequoia Models (HO) / MilePost Models (O) /Muir Models (N) & FinestKind Models (S)



Brand New!

Doctor Ben's Precision Cut Shingles

- 6132 Peel-n-Stik RUSTIC Shake Shingles
- 6142 Peel-n-Stik DIAMOND Shake Shingles
- 6152 Peel-n-Stik SQUARE CITY Shake Shingles
- 6162 Peel-n-Stik STEPPED Shake Shingles

Brand New!

California Freight and Detail Co-Details

Legend – P/P = Quantity per package

- #1000. Roof Access Stair Cover. 1P/P
- #1005. Boxed appliances. 3P/P
- #1010. Card Board boxes, Pallet/stacked/Lg.. 3P/P
- #1015. Card Board boxes, Pallet/stacked/Med. 3P/P
- #1020. Card Board boxes, Pallet/stacked/Sm.. 3P/P
- #1025. Card Board boxes, Floor/stacked/Lg.. 3P/P
- #1030. Card Board boxes, Floor/stacked/Med. 3P/P
- #1035. Card Board boxes, Floor/stacked/Sm.. 3P/P
- #1040. Plywood Crates, 3q 6x 4q 6x 8q 6+. 3P/P
- #1045. Crates, 3q 4q 8q 4P/P
- #1050. Crates, 3q 3q 6q 6+. 4P/P
- #1055. Roof Top Ind. A/C unit, Sm., #1. 2P/P
- #1060. Roof Top Ind. A/C unit, Sm., #2. 2P/P
- #1065. Roof Top Ind. A/C unit, Sm., #3. 2P/P
- #1070. Roof Top Ind. A/C unit, Sm., #4. 2P/P
- #1075. Roof Top Ind. A/C unit, Sm., #5. 2P/P
- #1080. Roof Top A/C Vents. 4P/P
- #1085. Cement Blocks, Pallet/stacked. 3P/P
- #1090. Cement Blocks, Floor/stacked. 3P/P
- #1095. Freight sacks, Pallet/stacked. 4P/P
- #1100. Freight sacks, Floor/stacked. 4P/P
- #1105. Firewood, cord stacks. 2P/P
- #1115. Freight sacks, corner stacked. 2 P/P
- #1120. Tree stumps, Sm.. 7P/P
- #1125. Tree stumps, Lg.. 7P/P
- #1130. Plywood stacks. 3P/P
- #1135. Tarp Covered sacks, Pallet/stacked. 3P/P
- #1140. Tarp Covered Boxes, Pallet/stacked. 3P/P
- #1145. Tarp Covered Sm. machinery. 3P/P

- #1150. Dumpster, open w/load. 1P/P
- #1155. Dumpster, lid closed. 1P/P
- #1160. Lumber stacks. 3P/P
- #1165. Roof access hatch. 2P/P
- #1170. Chimney pots. 2P/P
- #1175. Ind. Roof Vents, Sm.. 4P/P
- #1180. Ind. Roof Vent, Lg.. 3P/P
- #1185. Wood Plank Grade Crossing. 1P/P
- #1190. Relay cabinet, Sm.. 2P/P
- #1195. Relay shed. 2P/P
- #2000. Tool shed, 11q 11q 1 P/P
- #2005. Horizontal Storage Tank, Sm.. 2P/P
- #2010. Roll. off trash bin, open w/load. 1 P/P
- #2015. Cyclone Vents, Sm.. 3P/P
- #2020. Cyclone Vents, Lg.. 3P/P
- #2030. Sky lights, 2q 4q 3P/P
- #2035. Roof Top Ind. A/C unit, Lg., #1. 1P/P
- #2040. Roof Top Ind. A/C unit, Lg., #2. 1P/P
- #2045. Roof Top Ind. A/C unit, Lg., #3. 1P/P
- #2065. Workshop shelving, loaded. 2P/P
- #2070. Work bench. 1P/P
- #2075. Cabinets, free standing. 2 P/P
- #2080. Flat Car Load/Turbine generator. 1P/P
- #2085. Flat car load, Transformer. 1P/P
- #2090. A/C duct set #1. 6P/P
- #2095. A/C duct set #2. 8P/P
- #2100. A/C unit & duct work #1. 1P/P
- #2105. A/C unit & duct work #2. 1P/P
- #2110. Relay cabinet, Lg.. 2P/P
- #2115. stacked hay bales. 4P/P
- #2120. Halogen Ind. Building lights. 3P/P
- #2125. Trash bin enclosure. 1P/P
- #2130. Roll. up door w/truck dock bumper . 2P/P
- #2135. Roll. up door (rail car service) . 2P/P
- #2140. Ind. Access Steps, concrete & block. 1P/P
- #2145. Trash Piles, Sm.. 3P/P
- #2150. Produce Crates, Sm. stacks. 4P/P
- #2155. Drainage culvert, wood. 1P/P
- #2160. Drainage culvert, concrete, Sm.. 1P/P
- #2165. Drainage culvert, concrete, Lg.. 1P/P
- #2170. Steel utility shed. 1 P/Pkg

- #2175. Window A/C unit. 4P/P
- #2185. Retail propane tank. 1P/P
- #2190. Tire display rack. 1P/P
- #2195. Gas station office details. 1P/P
- #2200. Shop sink & solvent tank. 1P/P
- #2205. Work bench kits. 3 P/Pkg
- #2210. Fire extinguisher. 2P/P
- #2215. Ind. Roof Vents, Med.. 3P/P
- #2220. Junk Pile #1. 1P/P
- #2225. Junk Piles #2 & #3. 1 ea/P/P
- #2230. XL Plywood Crates, 8 x8q 4q 3P/P
- #2235. XXL Plywood Crates, 8q 8q 8q 3P/P
- #2240. Lg. wooden Crates #1q 3P/P
- #2245. Lg. wooden Crates #2, 5q 6q 7q 3P/P
- #2250. Box car load, boxes. 1P/P
- #2255. Box car load, Crates. 1P/P
- #2260. Box car load, Freight sacks. 1P/P
- #2265. Roof Vent, XS. 4P/P
- #2270. Roof Vent, XXS. 4P/P
- #2275. A/C Vent, XS. 4P/P
- #2280. A/C duct set #3, sm. 6P/P
- #2285. A/C duct set #4, sm. 8P/P
- #2290. A/C w/duct #3, sm. 1P/P
- #2295. A/C w/duct #4, sm. 1P/P
- #2300. Mid. size A/C unit #1. 1P/P
- #2305. Mid. size A/C unit #2. 1P/P
- #2310. Mid. size A/C unit #3. 1P/P

California Freight & Detail Company

N-SCALE UNFINISHED/UNASSEMBLED RESIN DETAIL PARTS





1973 CHEVY FLEETSIDE PICKUP KIT (1 Kit) N/Nn3/1:160-SCALE





- Home for:
- Doctor Ben's Scale Consortium
 - Scale Model Masterpieces/Thomas A. Yorke Ent.
 - Jordan Highway Miniatures HO/HO3 Vehicles
 - Smoky Mountain Model Building
 - Sequoia Models (HO) / MilePost Models (O) /Muir Models (N) & FinestKind Models (S)



California Freight and Detail Co-Details

Legend – P/P = Quantity per package

- #2315. Extra Sm. A/C unit #1. 2P/P
- #2320. Extra Sm. A/C unit #2. 2P/P
- #2325. Extra Sm. A/C unit #3. 2P/P
- #2330. 4x8quility trailer, empty. 1 P/P
- #2335. 4x8quility trailer, with open load. 1 P/P
- #2340. 4x8quility trailer, w/tarp Covered load. 1 P/P
- #2345. Low. boy Roll. off Bin. 1 P/P
- #2350. Row Boats. 3 P/P
- #2355. Rock & cable highway guard set. 24+1 P/P.
- #2360. Pleasure Boat #1 w/enclosed cabin space. 1P/P
- #2365. Pleasure Boat #2 w/open seating space. 1 P/P
- #2370. Sheet Metal shed. 1 P/P
- #2375. Boat Dock Set. 1 P/P
- #2380. Well Pump house. 1 P/P
- #2385. Round concrete urban planters . 3 P/P
- #2390. Steel Drums, 3/5/and 7 piece castings. 3 P/P
- #2395. Steel Drums, on pallets. 3 P/P
- #2400. Bee Hives, on pallets. 3 P/P
- #2405. Smudge pots. 3 P/P
- #2410. Tree Stumps for Slopes, Sm.. 7 P/P
- #2410. Tree Stumps for Slopes, Lg.. 7 P/P
- #2420. Tarp Covered Loads Lg.. 3P/P
- #2425. Propane Tanks Sm... 2 P/P
- #2430. Electric Utility Cart,. 1 P/P
- #2435. 30qBridge & Abutments, Single Track, 1 Kit
- #2440. 30qBridge & Abutments, Dbl Track, 1 Kit
- #2445. Interior Freight, box stacks,. 1 P/P
- #2450. Interior Freight, box stacks,. 2 P/P
- #2455. Interior Freight on Steel Shelves,. 2 P/P

California Freight and Detail Co-Interior Sets

Legend – P/P = Quantity per package

- #2810. Interior set, office. 1Kit
- #2815. Interior set, store. 1Kit
- #2820. Interior set, diner. 1Kit
- #2825. Interior set, coin. op laundry. 1Kit
- #2830. Interior set, bedroom (two rooms). 1Kit

California Freight and Detail Co- Vehicles

Legend – P/P = Quantity per package

- #3000. 30qMetro Bus. 1Kit
- #3005. 40qMetro Bus. 1Kit
- #3010. 1975 Ford Pickup with Stock Bed. 1Kit
- #3015. 1975 Ford Pickup with Utility Bed. 1Kit
- #3020. Utility Bed. 1Kit
- #3025. 1975 Ford Pickup with Open Flat Bed-1Kit
- #3030. Open Flat Bed-1Kit
- #3035. 1975 Ford Pickup & Enclosed Bed #1. 1Kit
- #3040. Enclosed Flat Bed #1, angle sides. 1Kit
- #3045. 1975 Ford Pickup Enclosed Bed #2. 1Kit
- #3050. Enclosed Flat Bed #2, straight sides. 1Kit
- #3055. 1975 Ford Pickup with Enclosed Bed #3-1Kit
- #3060. Enclosed Flatbed #3, plywood sides. 1Kit


Doctor Ben's Fine Scale Products Multi-Scale

- DBZ9004 RECTANGULAR STEEL TANK FUEL/OIL/WATER
- DBZ9007 VERTICAL ROUND STEEL TANKS-Medium
- DBZ9008 VERTICAL ROUND STEEL TANKS-Large
- DBZ9009 VERTICAL ROUND STEEL TANKS-X-Large
- DBZ9010 VERTICAL ROUND STEEL TANKS- 7-TANK SET
- DBZ9041 9-Piece Steel Drum/Barrel Detail Set
- DBZ9113 9" TURNTABLE PIT W/SPLIT GRANITE Walls
- DBZ9311 OLD TREE STUMPS-SMALL(LabStone-29pcs)
- DBZ9312 OLD TREE STUMPS-SMALL (Color-Cast Resin)
- DBZ9332 OLD TREE STUMPS--MEDIUM #1 (Resin-12pcs)
- DBZ9335 OLD TREE STUMPS--MEDIUM #2 (Resin-12pcs)
- DBZ9361 OLD TREE STUMPS- LARGE #1 (Gypsum-12pcs)
- DBZ9362 OLD TREE STUMPS--LARGE #1 (Resin-12pcs)
- DBZ9364 OLD TREE STUMPS- LARGE #2 (Gypsum-12pcs)
- DBZ9365 OLD TREE STUMPS--LARGE #2 (Resin-12pcs)

NOTES:

And tons more products on our www.DEBENLLC.com website. Visit us today and be sure to sign up for our periodic Newsletter, too!

Scale Model Masterpieces Modular Rail Systems



for N-Scale
This product represents typical pre-stressed (Tilt Up) Concrete modular-building sections. There are many details that will enhance the appearance of structures made with the tilt up wall sections from SMM Modular Rail Systems *NEW*

- #4901 (A)-TWO SMALL GROUND LEVEL DOORS (2pcs)
- #4902 (AA)-Standard Plain Walls-No Door/Windows (2pcs)
- #4903 (B)-TWO ELEVATED DOORS-1ea SM/LG (2pcs)
- #4904 (BB)-TWO ELEVATED DOORS-1ea SM/LG (2pcs)
- #4905 (C)-Single Large Elevated Door-Center (2pcs)
- #4906 (CC)-Two Large Elevated Doors-(2pcs)
- #4907 (D)-Single Large Elevated Door-Right (2pcs)
- #4908 (DD)-Single Large Elevated Door-Left (2pcs)
- #4909 (E)-1 Small Ground Level Glass Door-Left (2pcs)
- #4910 (EE)-1 Small Ground Level Glass Door-Right (2pcs)
- #4911 (F)-2 Elevated Doors-1eaSm/Lg & Window (2pcs)
- #4912 (FF)-1/4 Section w/Spines (2pcs-10x20)
- #4913 (G)-Single Large Elevated Window-Center
- #4916 (HH)-1/2 Section w/Lg Door(2pcs-20x20)
- #4919 (K)-Four Small Elevated Windows-(2pcs)
- #4920 (L)-Eight Small Elev Windows-(2pcs)
- #4921 (M)-Four Small Lower Windows-(2pcs)
- #4922 (N)-One Glass Door/Three Windows-(2pcs)
- #4923 (O)-One Glass Door/Seven Windows-(2pcs)

